

How does paying with Sentoo work?

With Sentoo, you can pay online in a trusted, safe, and easy way. You pay using your own bank on your mobile or computer. This makes it very easy to pay with Sentoo.

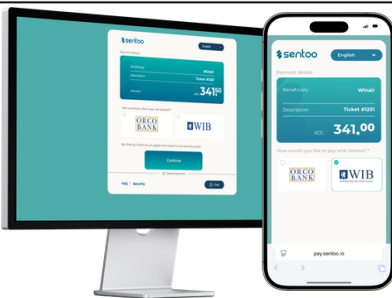
1



Scan QR code or click on image

Scan the QR code in your email or invoice with your mobile. You will be automatically redirected to the Sentoo payment page on your mobile. If you are opening the email from a computer, then click on the image to continue on your computer.

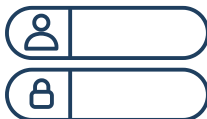
2



Select bank and continue

The payment details are shown immediately. Select your bank and click "Continue". You will be automatically redirected to your mobile banking app or internet banking on your computer.

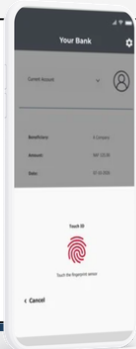
3



Log in to mobile or internet banking

Log in with your login credentials. You can do this in the way you are familiar with, such as facial recognition, fingerprint, or code.

4



Approve payment

All payment details are already pre-filled. Check and view the payment details: the amount, description and beneficiary. If everything is correct, then approve the payment.

5



Thank you for your payment!

The payment is safe and one-time only. It's processed directly from your bank account and transferred to the receiving party.